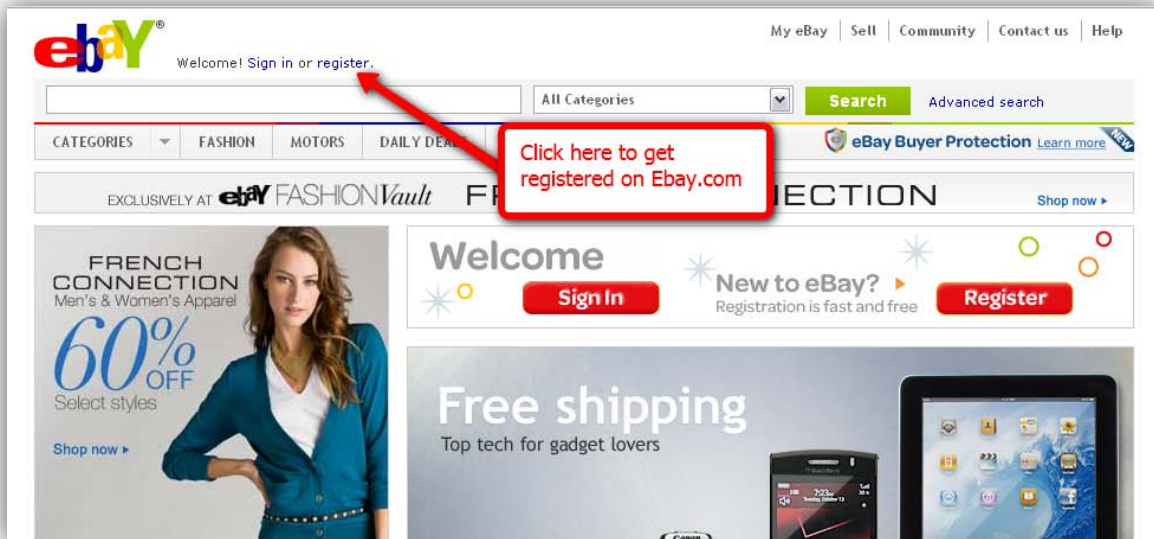


# Step By Step Ebay.com Setup Instructions

1. Please visit [www.Ebay.com](http://www.Ebay.com) and click to register as shown below:



2. Complete the "Tell us about yourself" section and scroll down to continue:

**ebay**<sup>®</sup> eBay Buyer Protection [Learn more](#) NEW

Hi! Ready to register with eBay?  
It's your typical registration - it's free and fairly simple to complete.

Already registered or want to make changes to your account? [Sign in](#).  
Want to open an account for your company?

**Tell us about yourself** - All fields are required

**1. Complete this form with your contact information**

First name  Last name   
Enter your first name

Street address

City

State / Province  ZIP / Postal code  Country or region  United States

Primary telephone number  -  -  ext.:   
Example: 123-456-7890  
Telephone is required in case there are questions about your account.


Email address

Re-enter email address

We're not big on spam. You can always change your email preferences after registration.

**eBay Buyer Protection**  
We'll cover your purchase price plus original shipping.  
[Learn more](#)

**Your privacy is important to us**  
eBay does not rent or sell your personal information to third parties without your consent. To learn more, read our [privacy policy](#).  
Your address will be used for shipping your purchase or receiving payment from buyers.

**TRUSTe**  
  
CLICK

**2. Scroll down to continue...**

3. After scrolling down, choose your user ID and security information and then continue scrolling:

**Choose your user ID and password** - All fields are required

Create your eBay user ID  
✓ amy3bears2010  
Good news! This user ID is available for you to use.

Create your password  
●●●●●●

Re-enter your password  
●●●●●●

Pick a secret question  
What is your mother's maiden name? ▾

Your secret answer  
poff

If you forget your password, we'll verify your identity with your secret question.

Date of birth  
March ▾ 14 ▾ 1974 ▾

You must be at least 18 years old to use eBay.

1. This eBay user ID must be unique and Ebay will suggest unique ones if the one you pick first is not available

2. Complete the rest of this form and then scroll down to continue

4. Type in the hard to read code, accept the terms, then click the blue "Continue" button:

**The not-so-fine print**

For [added security](#), please enter the verification code hidden in the image.



995692

[Refresh the image](#) | [Listen to the verification code](#)

I agree that:

- I accept the [User Agreement](#) and [Privacy Policy](#).
- I may receive communications from eBay and can change my notification preferences in My eBay.
- I'm at least 18 years old.

1. Verify that you are a human by entering the hard to read numbers

2. Check this box

Click the blue "Continue" button when done

5. After submitting the previous form you land here and you are asked to go check and verify your email address:

**ebay**

## Check your email

**Just one more step!**

- We have sent an email to your address **amy3bears@me.com**.
- In the email message from us, click the **"Activate Now"** link to confirm your registration.

**Didn't receive the email from us?**

- Check that your email address **amy3bears@me.com** is spelled correctly. [Need to change your email address?](#)
- Check your bulk or junk email folder.
- Still can't find it? [We can resend the email.](#)

**eBay Buyer Protection** We'll cover your purchase price plus original shipping. [Learn more](#)


Copyright © 1995-2010 eBay Inc. All Rights Reserved. Designated trademarks and brands are the property of their respective owners.

[eBay official time](#)

Follow these instructions by going to check and verify your email address

6. Below is a screenshot of the email Ebay will send you, simply click the yellow "Activate Now" button:

**Complete your eBay Registration--last step**  
▶ From eBay to me 3 minutes ago Mark as ▾

 eBay sent this message to Amy Lingenfelter (amy3bears2010).  
Your registered name is included to show this message originated from eBay. [Learn more.](#)


**Complete your eBay registration**

Hi amy3bears2010,

Just click "Activate Now" to complete your registration. That's all there is to it. After that, you are ready to start shopping!

**This is the last step, we promise!**  
**Activate Now**

Follow the instructions  
and click "Activate Now"



**If the e**  
1. Write  
2. Type in or copy and paste this link into your Web browser:  
<https://scgi.ebay.com/ws/eBayISAPI.dll?VAppEma&action=confirmcode>  
3. Enter your confirmation code.

If you need additional help, contact [eBay's Customer Support](#) or [Live Help](#)

---

**Email reference id: [#2e65142fddac407dbb3089146e2c4ea9#]**  
Please don't remove this number. eBay customer support may ask you for this number, if you should need assistance

---

[Learn More](#) to protect yourself from spoof (fake) emails.

eBay sent this email to you at amy3bears@me.com about your account registered on [www.ebay.com](http://www.ebay.com).

eBay will periodically send you required emails about the site and your transactions. Visit our [Privacy Policy](#) and [User Agreement](#) if you have any questions.

Copyright © 2010 eBay Inc. All Rights Reserved. Designated trademarks and brands are the property of their respective owners. eBay and the eBay logo are trademarks of eBay Inc. eBay Inc. is located at 2145 Hamilton Avenue, San Jose, CA 95125.

7. After clicking to verify your email address, you will land on a page like this showing you that you are done. Congratulations! Bring your eBay username and password to the training.

